

2025

ESSENTIAL ELEMENTS®

Back-to-School Toolkit

Browse the new editions!



BAND



STRINGS

Sign up for a digital perusal book at:
halleonard.com/ee/band/new2025
halleonard.com/ee/strings/new2025




ESSENTIAL ELEMENTS®

 **HAL•LEONARD®**
— A Muse Group Company —

ESSENTIAL ELEMENTS

The *BEST* Just *GOT* *BETTER*

Hal Leonard's Essential Elements has set the standard for beginning band and string education for decades. Now, the **NEW** editions bring even more to the classroom!



- **400+** new instructional videos—featuring experienced teachers demonstrating concepts and techniques
- Online access to **50** bonus songs from today's top artists
- The new books can be used alongside the last editions
- Updated visuals, all-color pages, and thoughtfully revised song selections
- and **much more** to ensure that every student has the best possible start!



Browse the new editions and
sign up for a digital perusal book at
halleonard.com/ee/band/new2025
halleonard.com/ee/strings/new2025



HAL•LEONARD®

A Muse Group Company



ESSENTIAL ELEMENTS *INTERACTIVE*

THE POWERFUL CLOUD-BASED COMPANION TO THE ESSENTIAL ELEMENTS METHOD BOOKS



**For Band
& Strings!**

Essential Elements Interactive includes SoundCheck Performance Assessment and a wealth of online resources to support the time-tested Essential Elements methods. EEi is free to use for students and teachers, and Music Studio access is included with physical or digital method book purchases containing the activation code.


- Cloud-based platform—eliminating the need to download any software or renew licenses
- Seamless Google Classroom integration
- Online performance assessment powered by  **SoundCheck**[™]
POWERED BY MATCHMYSOUND[™]
- Music studio with professional demonstration and accompaniment tracks, recording features, and practice tools (metronome, tuner, finger chart)
- Video assignment recording features for assessment, practice, and lesson review
- Supplemental learning resources such as pedagogical lessons, music theory lessons and more
- Customizable classroom calendar and flexible communication tools for teachers and students
- Pedagogically appropriate Bonus Songs available online and instrument-specific instructional videos

TABLE OF CONTENTS

"Welcome Back to School" Letter to send to Parents/Guardians	Page 5
Circle of Fifths Poster	Page 6
Percussion Rudiments	Pages 7 & 8
Band Bingo Game	Page 9
Orchestra Bingo Game	Page 10
Back-to-School Checklist	Page 11
Band is EEssential Poster	Page 12
Orchestra is EEssential Poster	Page 13

To use and edit this letter template, copy and paste it into your email client:

WELCOME BACK TO SCHOOL!

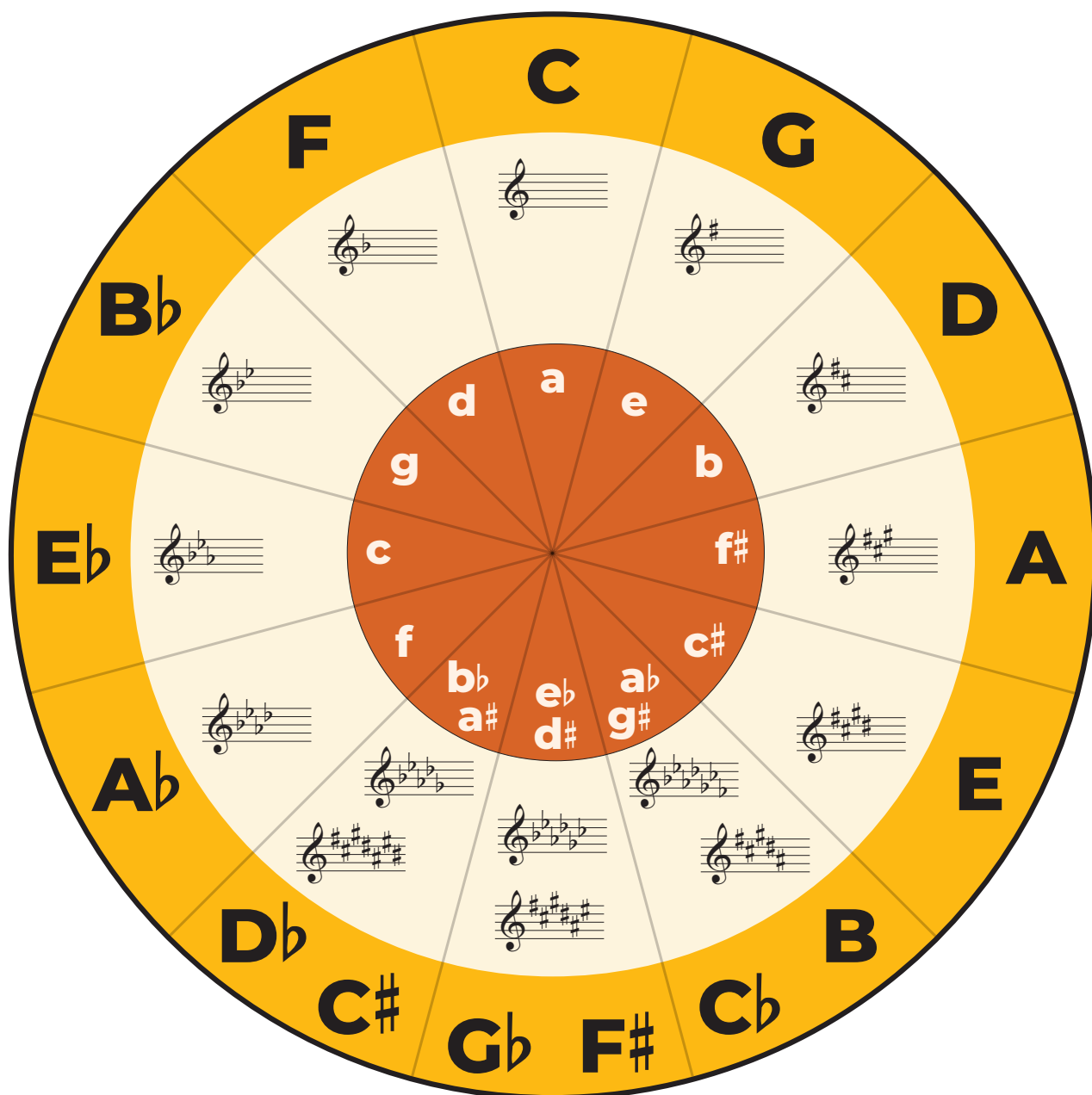
The new school year has launched, and we are already experiencing the joy of making music. Thank you for your support, and particularly for encouraging your student to continue studying music. This investment of time, effort, and energy will produce lifelong dividends.

Throughout the year, you will be receiving communications from our Music Department concerning upcoming concerts and other pertinent information. I will also be sending you research data on the importance of music study in your child's development. Education is always changing, and as a caring parent or guardian, it's important to stay informed about what the latest research is saying. This can help you guide your child in making smart choices that will set them up for a successful future.

There's growing evidence that the arts (especially music!) play an important role in every child's development. In the past, we often viewed music students as those with special talent. But research now shows that it's the act of learning music itself that helps all kids grow creatively and think more artistically. That's why we strongly encourage your child to stay involved in our music program—it can make a lasting difference.

It is a privilege to have your student as a valued musician in our organization. Thank you again for your support of music education. You play an essential role in everything we do. Welcome to our new school year!

CIRCLE OF FIFTHS



SNARE DRUM INTERNATIONAL DRUM RUDIMENTS

All rudiments should be practiced: open (slow) or close (fast) and/or at an even moderate march tempo.

I. ROLL RUDIMENTS

A. SINGLE STROKE RUDIMENTS

1. Single Stroke Roll



2. Single Stroke Four



3. Single Stroke Seven



B. MULTIPLE BOUNCE ROLL RUDIMENTS

4. Multiple Bounce Roll



5. Triple Stroke Roll



C. DOUBLE STROKE OPEN ROLL RUDIMENTS

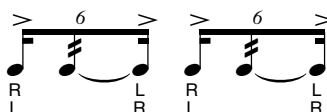
6. Double Stroke Open Roll



7. Five Stroke Roll



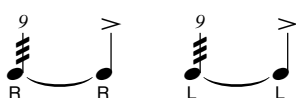
8. Six Stroke Roll



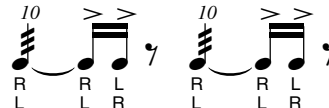
9. Seven Stroke Roll



10. Nine Stroke Roll



11. Ten Stroke Roll



12. Eleven Stroke Roll



13. Thirteen Stroke Roll



14. Fifteen Stroke Roll



15. Seventeen Stroke Roll



II. DIDDLE RUDIMENTS

16. Single Paradiddle



18. Triple Paradiddle



17. Double Paradiddle



19. Single Paradiddle-Diddle



SNARE DRUM INTERNATIONAL DRUM RUDIMENTS

All rudiments should be practiced: open (slow) or close (fast) and/or at an even moderate march tempo.

III. FLAM RUDIMENTS

20. Flam



21. Flam Accent



22. Flam Tap



23. Flamacue



24. Flam Paradiddle



25. Single Flammed Mill



26. Flam Paradiddle-Diddle



27. Pataflafla



28. Swiss Army Triplet



29. Inverted Flam Tap



30. Flam Drag



IV. DRAG RUDIMENTS

31. Drag



32. Single Drag Tap



33. Double Drag Tap



34. Lesson 25



35. Single Dragadiddle



36. Drag Paradiddle #1



37. Drag Paradiddle #2



38. Single Ratamacue



38. Double Ratamacue



40. Triple Ratamacue



BEGINNER BAND BINGO

Draw Your Clef on the Staff	Pass off EE Page 5	Assemble Your Instrument Correctly	Play The Fab Five EE #10	EE #11 Circle the Repeat Sign
Play the First Note EE #1	Play EE #22 with a Partner	Play EE #4 with Correct Tonguing/ Sticking	Name the parts of your instrument	Draw a Whole Rest and Half Rest on the Staff
Play EE #8 with a Steady Beat	Tap Your Foot to the Beat While Playing EE #2	FR 	Draw a Quarter Note on the Staff	Complete EE Quiz #13
Complete EE Quiz #19	Demonstrate Good Hand Position/Grip	EE #14 Circle the Time Signature	Write Your Name on Your EE Book	Play EE #17 with a Steady Beat
Play a whole note Concert Bb	Complete EE Quiz #26	Play EE #2 with a Steady Beat	Pass Off EE Page 4	Demonstrate Correct Playing Posture

BEGINNER **ORCHESTRA BINGO**

Draw Your Clef on the Staff	Pass off EE Page 5	Demonstrate where to pluck your string for pizzicato	Play Mix 'Em Up EE #7	Name the Parts of Your Instrument
Let's Play "Open D" #2	Play EE #22 with a Partner	Name the open strings on your instrument	Pass off EE Page 7	Demonstrate Correct Playing Posture
Play EE #8 with a Steady Beat	Tap Your Foot to the Beat While Playing EE #4	FR 	Draw a Quarter Note on the Staff	Complete EE Quiz #9
Complete EE Quiz #16	Demonstrate Good Left Hand Position	EE #6 Circle the Time Signature	Write Your Name on Your EE Book	Play EE #15 with a Steady Beat
Describe what a "sharp" (#) does to a note	Demonstrate Bow Builder One with a pencil (EE page 7)	Play EE #18 While Saying Note Names Aloud	EE #12 Circle the Repeat Sign	Play EE #3 With a Partner



**ESSENTIAL
ELEMENTS®**

BACK TO SCHOOL CHECKLIST

FIRST DAY

- ☐ Class Rosters
- ☐ Stand/Chair Name Badges
- ☐ Preliminary Seating Chart
- ☐ Basic Folder
(warm-ups, drills)
- ☐ Handbook/Policies &
Procedures
- ☐ Instrument Inventory
- ☐ School Instrument
Assignments
- ☐ Locker Assignments

FIRST WEEK

- ☐ Literature passed out
- ☐ Welcome email for parents
- ☐ Lesson Schedule
- ☐ Online Gradebook Setup
- ☐ Student Portal Setup
(Google Classroom, etc)

FIRST MONTH

- ☐ Parent Volunteer Survey
- ☐ Classroom Jobs assigned
- ☐ Field trip requests submitted
- ☐ Incentive programs kicked off
(Band Karate, etc)

THINGS I NEED TO DO

- ☐ _____
- ☐ _____
- ☐ _____
- ☐ _____

BAND IS SSENTIAL



HAL•LEONARD®
— A Muse Group Company —

ORCHESTRA IS SSENTIAL



HAL•LEONARD®
— A Muse Group Company —